





Recycling: It's Easier Than You Think!


WHY Recycle


Recycling saves MONEY and THE EARTH!


In some cases, it takes less energy to recycle an item than to dispose of it by burning.


 Recycling just one aluminum can saves enough energy to run a TV for 3 hours— or the equivalent of half a gallon of gasoline.


 A typical family consumes 182 gallons of soda per year. That's a lot of plastic & aluminum to recycle!

 The average U.S. consumer discards 167 single-use water bottles per year, only 20 of which are recycled.

 Recycling a single run of the Sunday newspapers in big cities can save an average of 75,000 trees.

 A single family recycling their daily newspaper for 1 year would save 3 trees, 1000 gallons of water, 64 gallons of oil, and 90 pounds of air pollution.

 A single quart of motor oil disposed improperly can contaminate 2,000,000 gallons of fresh water.

 In the U.S., the amount of steel that is discarded and not recycled every year is enough to build all the new American-made cars.

HOW to Recycle Household Trash

Many people think that recycling is hard, but truthfully it is *extremely easy and free*.

There are just 3 simple steps to becoming eco-friendly by recycling. All you have to do is:

1. Collect and sort your cardboard, plastic bottles, newspapers, & aluminum cans.
2. Drive out to your local recycling area; Beaumont's is Waste Management.
3. Put your items in their designated cans/cages.

All it costs is your time, and the collection bins are **open 24 hrs/day, 7 days per week!**

Accumulating your flattened cardboard in a larger cardboard box allows you to toss the whole thing into the cardboard collection area.

Plastic drink containers take up less storage space if flattened.

Hang a plastic trash bag from a hook in your pantry, or put a special trash can under your sink to collect plastic or aluminum.

Waste Management's information:

Phone- (409-)838-1639
Location- 1995 Cedar St.
Beaumont, TX

Driving instructions:

Go east on Laurel street to 4th St., then go south on 4th St till you cross the RR tracks, and you're there! Look for the sign on your left, off of Cedar St.

They do NOT accept:

glass, non-aluminum cans (i.e. food cans), or paper stained with food



HOW to Recycle Computers & Electronics

Computers and electronic accessories often contain heavy metals that would contaminate the environment if disposed of in a landfill. PCs require special disposal & recycling.

The **Computer Shak, Inc.**, located at **4615 College St. in Beaumont, Texas**, recycles computers and other electronics at NO COST to you. Computer Shak, Inc. is open **9am to 6pm, Monday through Friday**. If you have numerous items to be recycled, you can even phone them to schedule a free pick up. Contact them at **409-840-6500** or email **computers@computershakinc.com**

Computer Shak, Inc. Beaumont, TX will recycle:

- * computers
- * monitors
- * motherboards
- * servers
- * modems
- * cables
- * telecommunication equipment
- * telephones
- * LCDs
- * circuit boards



GOING GREEN: ECO-FRIENDLY TIPS FROM GS TROOP 6063

Save Energy, Save \$

There are many things we can do at home to save energy. The average family household pays about \$2,200 a year for air conditioning. One way to save energy is to not leave it unnecessarily cold/hot in your home. In summer, you should keep it about 75° or higher and in winter about 70° or lower. This can reduce your energy costs by up to \$180 a year and at the same time, conserve natural resources. The energy company uses natural gas to generate electricity. Saving energy reduces our consumption of this vital limited resource.

Another easy step you can take to help save the planet is to make sure you have adequate insulation in your home. With insulation, you are saving money and energy because you are keeping the cool in your house in the summer and the heat of summer outside. The most common type of insulation is fiberglass. There is now a better kind of insulation called spray foam.

Run bathroom vents only about 15 minutes after a shower, especially in a hot, humid climate. These vents push humid bathroom air out, creating a negative pressure that can end out sucking hot air into the house through cracks and small openings.

Reduce Water Usage and Pollution

- Don't use running water to thaw frozen food
- Use only organic and natural fertilizers to for your lawn and overwatering the lawn can lead to water pollution as a result of runoff
- Never put water down the drain if you can put it to a second use like cleaning things and watering gardens.

Eco-Friendly Eating

Using lunch kits instead of a paper bags saves millions of paper bags.



Using these washable food bags can save millions and millions of plastic snack and sandwich bags a year.



These Light my Fire Sporks can help reduce the use of plastic silver ware.

Go to www.reusablebags.com to find these things and more!

Reusable bottles can take the place of bottled water in your lunch. Using these, my family of four has saved about 400 water bottles. That's about 13 pounds of plastic saved, which is equivalent to saving 19 gallons of gas. There are many types of reusable bottles out there in many patterns and designs. So go to Target, look on ebay, watch commercials on TV, and find the ones that appeal to you. Think about the amount of water bottles we could save if everyone used these!



CFL Light Bulbs

- Each CFL bulb uses 75% less energy than regular light bulbs
- Each one lasts for about 8,000 hours.
- CFL bulbs resemble spiraling soft-serve ice cream.

To use these light bulbs:

- Place them in open fixtures indoors.
- When they're outdoors, make sure they are covered and protected.
- If a CFL bulb breaks, you should protect yourself from the mercury it contains. First, open the windows and the doors to let the room air out for about 15 minutes. This will get rid of any mercury vapors. Wear rubber gloves to pick up the largest pieces of the broken glass. Then gently sweep or scoop the rest up. Make sure you don't vacuum it or sweep vigorously which could stir up the mercury. Seal all the broken stuff into a plastic bag and throw it in the trash.



Saving Paper Saves Trees, Water, Energy, & Landfill Space

Re-Use & Recycle

Reuse printer paper if it has text on only one side. It's perfect for faxes and casual print-outs.

Printer paper is great for kids to draw and paint on, and is often more cost-effective than paper made specifically for artistic pursuits.

Tape together sheets of unwanted paper, decorate and...instant customized wrapping paper! This is a great way to recycle children's leftover artwork that doesn't make the "keeper" pile.

Everything from recycled office paper to recycled toilet paper is available at our local grocery stores. By choosing products made from recycled paper, we can save the lives of trees.

Use and re-use gift bags for wrapping presents.

You don't have to recycle paper you never use!

Do you really need a receipt at the bank, the gas station, or from your local coffee shop? By declining your receipt, you are helping save paper, and collectively, the lives of trees. Understandably, some receipts are necessary for our taxes and for items we may need to return. However, when those receipts just add up to a heap of paper in your wallet or purse, say "no" to these little slips of paper.

BYOB. That is, bring your own bag to the grocery store and other shops. A single tree produces only 700 paper grocery bags, which a moderately busy grocery store can blow through in an hour. Make a small difference and save the lives of a few trees. Bring your own, reusable shopping bag. Many reusable bags are available at supermarkets and hardware stores, and several fashionable and reusable .shopping bags can be found for more style savvy shoppers.

Send information electronically and save delivery costs as well as paper!