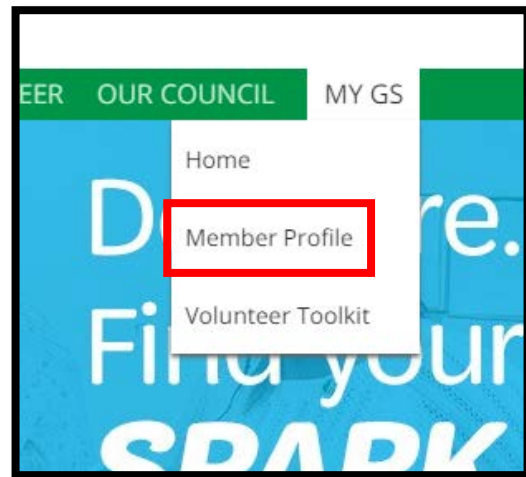
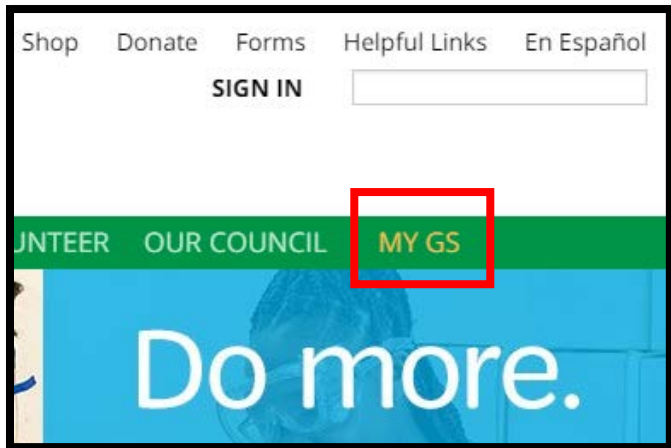



Registering Your Family for Activities

This guide will give you all the information you need to register your family for exciting activities and training with GSSJC!

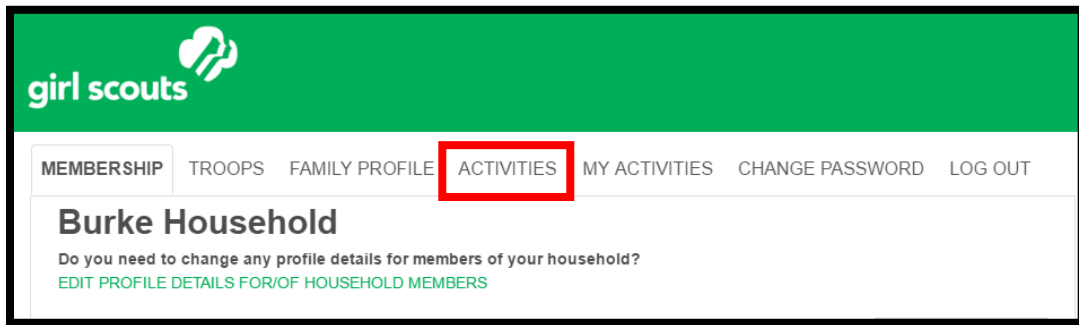
1. Go to www.gssjc.org and click on My GS, then Member Profile.



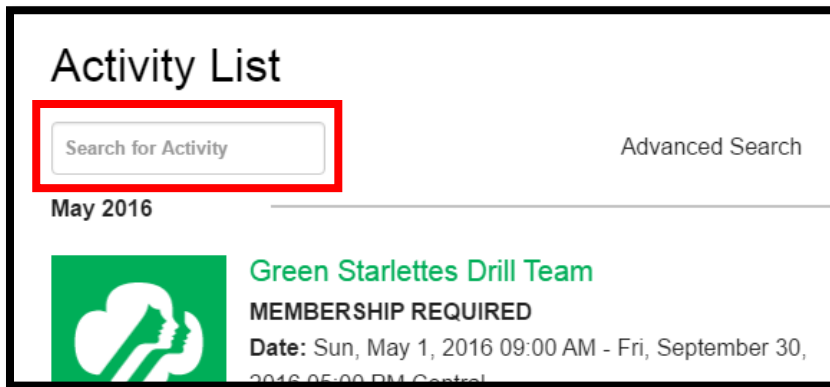
2. Log in using your My GS credentials. (Typically your email address and password.)

A screenshot of the login form on the GSSJC website. The form is set against a green background. At the top left is the Girl Scouts logo, which includes the text 'girl scouts' and a green trefoil symbol. Below the logo are two input fields: 'Username' and 'Password'. Below the 'Password' field is a green 'Log In' button. Underneath the button is a checkbox labeled 'Remember me'. At the bottom of the form is a link that says 'Forgot Your Password?'.

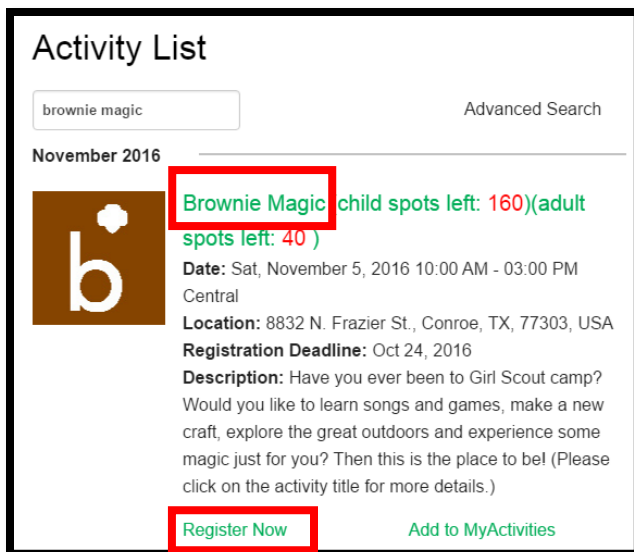
3. This will take you to the Girl Scout Member Community. Click on Activities.



4. Use the search bar to find your activity using keywords. Press enter after you have typed in the keyword.



5. Once you have identified your activity from the list, either click on the title for more details or click Register Now.



6. Make sure you are on the Family button (if you are also a troop leader) and click the checkboxes next to the family members you would like to register.

Brownie Magic - Select Attendees

Who would you like to register?

<input checked="" type="checkbox"/> Claire Littleton	\$12.00	<input type="checkbox"/> Pay Deposit Only	\$0.00
<input checked="" type="checkbox"/> Shannon Rutherford	\$12.00	<input type="checkbox"/> Pay Deposit Only	\$0.00
<input checked="" type="checkbox"/> Juliet Burke	\$5.00	<input type="checkbox"/> Pay Deposit Only	\$0.00

Register Additional People

Total Amount Due	\$29.00
Due Today	\$29.00

[CANCEL AND REMOVE](#) [CONTINUE ►](#)

7. Follow the screens to complete your order and add your payment information.
8. Once you have submitted your registration on the final screen, you will be able to see your confirmed registration on the My Activities tab. Click the icon next to the activity name to see full details, including who was registered.

Volunteer  **Program Leadership for Daises and Brownies**

Date: Sat, September 24, 2016 09:00 AM - 12:00 PM Central

Location: Girl Scout Center 3110 Southwest Freeway, Houston, TX, 77098, USA

Description:

This training is an interactive classroom course designed for leaders who are NEW to the troop leadership role working with girls in grades K-3. Leaders will learn how to work with girls in a girl-led, learning by doing environment that will incorporate Girl Scout program from two levels – Daisy and Brownie.