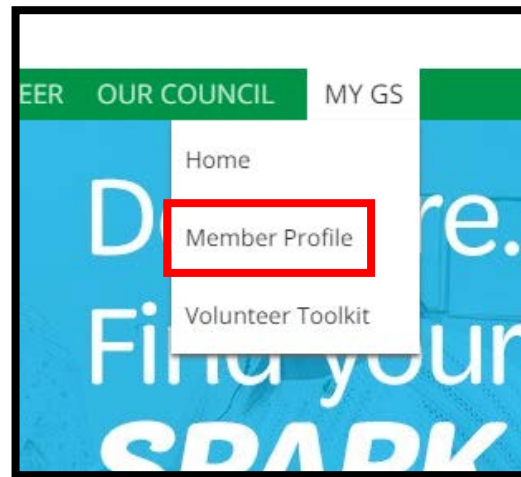
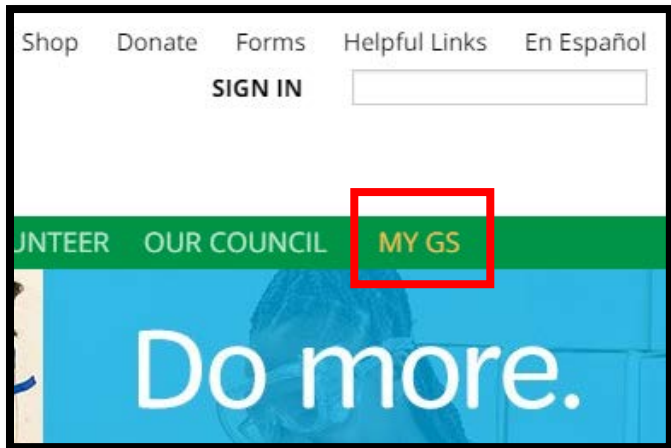



Registering Your Troop for Activities

This guide will give you all the information you need to register your troop for exciting activities and training with GSSJC!

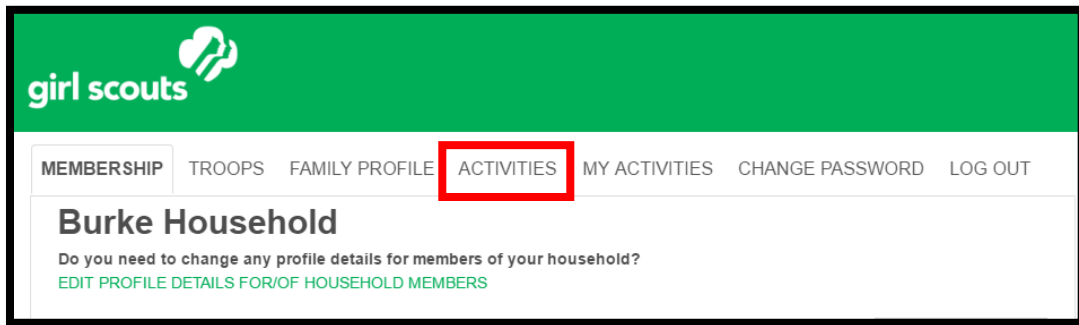
1. Go to www.gssjc.org and click on My GS, then Member Profile.



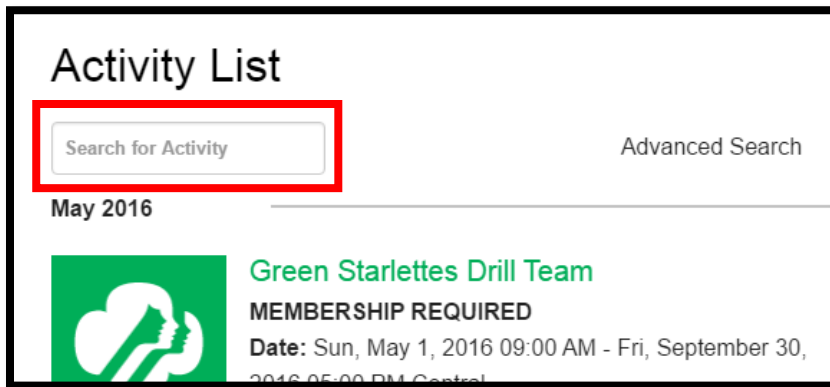
2. Log in using your My GS credentials. (Typically your email address and password.)

A screenshot of the GSSJC login page. The page has a green background. At the top left, there is the Girl Scouts logo. Below the logo is a white box containing the following elements: a 'Username' label and a text input field, a 'Password' label and a text input field, a green 'Log In' button, a checkbox labeled 'Remember me', and a link labeled 'Forgot Your Password?'.

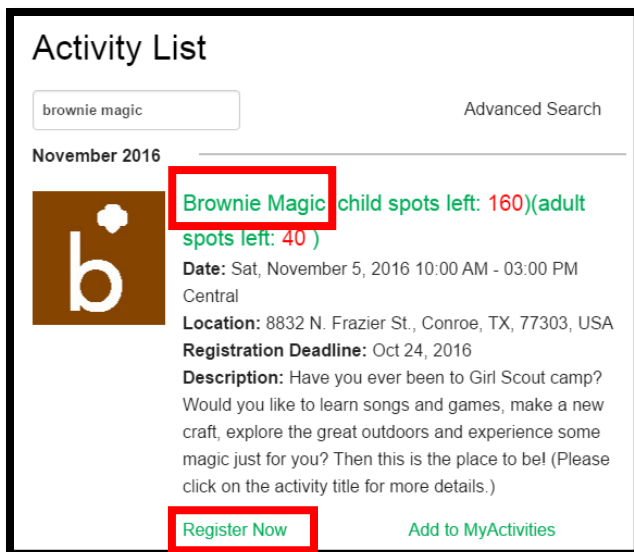
3. This will take you to the Girl Scout Member Community. Click on Activities.



4. Use the search bar to find your activity using keywords. Press enter after you have typed in the keyword.



5. Once you have identified your activity from the list, either click on the title for more details or click Register Now.



6. Make sure you are on the Troop button, select the correct troop, and click the checkboxes next to the troop members you would like to register.

Brownie Magic - Select Attendees

Who would you like to register?
 My Family My Troop

Select Troop: Troop81516

<input type="checkbox"/> Darcy Darling	\$12.00	<input type="checkbox"/> Pay Deposit Only	\$0.00
<input type="checkbox"/> Deanna Darling	\$12.00	<input type="checkbox"/> Pay Deposit Only	\$0.00
<input type="checkbox"/> Penny Peterson	\$12.00	<input type="checkbox"/> Pay Deposit Only	\$0.00
<input type="checkbox"/> Polly Peterson	\$12.00	<input type="checkbox"/> Pay Deposit Only	\$0.00
<input type="checkbox"/> Wanda Williams	\$12.00	<input type="checkbox"/> Pay Deposit Only	\$0.00
<input type="checkbox"/> Wendy Williams	\$12.00	<input type="checkbox"/> Pay Deposit Only	\$0.00
<input type="checkbox"/> Pam Peterson	\$5.00	<input type="checkbox"/> Pay Deposit Only	\$0.00
<input type="checkbox"/> Doris Darling	\$5.00	<input type="checkbox"/> Pay Deposit Only	\$0.00
<input type="checkbox"/> Wilma Williams	\$5.00	<input type="checkbox"/> Pay Deposit Only	\$0.00

Total Amount Due \$0.00
Due Today \$0.00

[CANCEL AND REMOVE](#) [CONTINUE ▶](#)

7. Follow the screens to complete your order and add your payment information.
8. Once you have submitted your registration on the final screen, you will be able to see your confirmed registration on the My Activities tab. Click the icon next to the activity name to see full details, including who was registered.

Volunteer **Program Leadership for Daises and Brownies**

Date: Sat, September 24, 2016 09:00 AM - 12:00 PM Central
Location: Girl Scout Center 3110 Southwest Freeway, Houston, TX, 77098, USA
Description:
This training is an interactive classroom course designed for leaders who are NEW to the troop leadership role working with girls in grades K-3. Leaders will learn how to work with girls in a girl-led, learning by doing environment that will incorporate Girl Scout program from two levels – Daisy and Brownie.