

# Troop Program Ideas

April 2017

New! Troop Program Ideas are extended now to include upcoming activities.

## Things to celebrate!

### April

- 1 April Fool's Day
- 2 National Peanut Butter and Jelly Day
- 4 School Librarian Day
- 7 World Health Day
- 14 Look up at the Sky Day
- 18 Patriot's Day Third Monday
- 22 Earth Day (U.S.)
- 22 Passover begins at sundown, lasts 8 days.
- 28 Take Your Daughter to Work Day
- 29 Arbor Day

### May

- 4 Star Wars Day
- 5 Cinco de Mayo
- 6 National Teacher's Day
- 8 Mother's Day - second Sunday
- 9 Lost Sock Memorial Day
- 10 Clean up Your Room Day
- 12 Limerick Day
- 15 National Chocolate Chip Day
- 18 International Museum Day
- 21 Armed Forces Day

## Easy Water Bottle Sock Dog

[www.freekidscrafts.com/easy-water-bottle-sock-dog/](http://www.freekidscrafts.com/easy-water-bottle-sock-dog/)

### Supplies:

Socks	Felt
Ribbon	Scissors
Stuffing or Cotton Balls	Embroidery Floss
Sewing Needle	Buttons

### Instructions:

Select your socks, floss and buttons. You can use a lonely leftover sock or purchase some from the dollar store.

To create the muzzle area, turn the sock inside out and place stuffing in the heel of the sock. For a round nose. If you want the nose area to be round cut a circle of felt and sew it over the heel full of stuffing.

After the nose area is complete, slide the sock onto your water bottle. Use embroidery floss to sew on the nose and eyes and other details you want on the face. To create the ears, cut a slit in the top of the sock. Ears can then flop down or you can tie a piece of embroidery floss around them to make them stand up as we did with blue dog.



Finish up your animal sock cozy by adding any extra details. Then slide it over your favorite water bottle and fill with an icy cold drink!

## Sit Upon SWAP

What is a SWAP? It's a Special Whatchamacallits Affectionately Pinned Somewhere. Swaps are the perfect way for Girl Scouts to meet each other and promote friendship. Each one is a memory of a special event. Share with girls at a camp out or Community-wide event.

### Materials Needed:

- Flannel-backed tablecloth
- Cotton ball
- Sewing needle
- Embroidery floss
- Safety pin
- Fine point permanent marker



### Directions:

Cut a 1 1/2 x 3 inch rectangle out of the flannel backed tablecloth. Fold in half to make a square. Hand stitch around two sides of the sit upon with the embroidery floss. Stuff with cotton ball. Stitch up remaining side. With permanent marker, write troop number and date of event, if desired. Attach safety pin.

Source: [http://www.gsnc.org/resource\\_room/SWAP\\_SitUpon.asp](http://www.gsnc.org/resource_room/SWAP_SitUpon.asp)

## Be Kind to Your... Scouting Friends

Be kind to your ... Scouting friends,

That's a pledge from one Scout to another.

Be kind to your leaders today,

'Cause for helping they don't get any pay.

Be kind to your neighbors and friends,  
'Cause by caring you follow Scouting's letter.

... Scouting and friendship are grand,  
And as we grow, the world will know,  
We've made things better.



# Soft and Chewy Chocolate Chip Cookies by Girl Scout alumna Martha Stewart

## INGREDIENTS

2 1/4 cups all-purpose flour  
1/2 teaspoon baking soda  
1 cup (2 sticks) unsalted butter, room temperature  
1/2 cup granulated sugar  
1 cup packed light-brown sugar  
1 teaspoon salt  
2 teaspoons pure vanilla extract  
2 large eggs  
2 cups (about 12 ounces) semisweet and/or milk chocolate chips



## DIRECTIONS

Preheat oven to 350 degrees. In a small bowl, whisk together the flour and baking soda; set aside. In the bowl of an electric mixer fitted with the paddle attachment, combine the butter with both sugars; beat on medium speed until light and fluffy. Reduce speed to low; add the salt, vanilla, and eggs. Beat until well mixed, about 1 minute. Add flour mixture; mix until just combined. Stir in the chocolate chips.

Drop heaping tablespoon-size balls of dough about 2 inches apart on baking sheets lined with parchment paper. Bake until cookies are golden around the edges, but still soft in the center, 8 to 10 minutes. Remove from oven, and let cool on baking sheet 1 to 2 minutes. Transfer to a wire rack, and let cool completely. Store cookies in an airtight container at room temperature up to 1 week.

## Spa Day!

Creating Kitchen Cosmetics is fun and useful. By using natural ingredients readily available in your kitchen, grocery or health food store to make bath and beauty items, you create products that are inexpensive but really work! Girls will love spending a meeting making lip gloss and bath products or a weekend at camp devoted to whipping up some face masks or relaxing foot baths to float their stress away!

**NOTE:** While skin reactions and other side effects are not common with natural products, some can occur because of allergies. Effects can include rashes, nausea, sneezing, skin irritation, and breathing difficulties. If you experience any of these, stop using the product. If you have any known allergies to any of the ingredients, do not use the product.

These products do not contain preservatives, as do commercial products. Be sure to check them regularly to be certain they have not deteriorated. It is best to make only small batches of a product that will last for only a short period of time.

### Sugar Baby Hand Scrub

1 T. oil (mineral, coconut, or olive)  
3 T. sugar  
Few drops essential oil, if desired

Make into a paste and rub gently into hands. Rinse well with warm water, pat dry.

### Fizzing Bath Salts (makes 8 treatments)

1 C. baking soda                      1 c. cornstarch  
2 T. citric acid  
2 (1-oz.) packages of your favorite color of unsweetened concentrated powdered drink mix (ex. Kool-Aid)

In a bowl mix all ingredients together. Fill small plastic resealable bags with 1/4 c. of the salts for individual treatments.

### Apple Zinger Facial Mask (oily skin that is acne prone)

1 medium size apple (grated)                      5 T. of honey

Mix the grated apple and mix with honey to make a mask. Smooth over skin then let sit for 10 minutes, rinse off with cool water.


### Stress Relief Sock

Get a clean, old stretched-out tube sock and fill it with rice and 7-10 drops of lavender oil (or use lavender buds). Knot or tie closed at end. When ready to use, heat in microwave for about three minutes. Wrap it around your neck. Can be used indefinitely. Can also be put in freezer to use cold. When cool, store in zip lock bag.

### Aromatherapy Shower Disks

1 C. baking soda                      1/2 C. cornstarch                      1/2 to 1/3 C. water                      2-3 t. Vicks vapor rub

Add water & Vicks to small microwave safe container until Vicks melts. Stir in baking soda and cornstarch and mix into a thick paste. Add more water if needed. Line a muffin tin with paper cups & fill each cup about half way with mixture. Let dry overnight. Remove from paper cups when discs are hard and store in an airtight container. Toss in the bottom of the shower when you get in.




# Girl and Troop Activities

Registration for activities in the new Activities Tab in MyGS. Go to [www.gssjc.org](http://www.gssjc.org) and select the MyGS tab, log in to "Member Profile" then select Activities. If you have a question about your activity, contact 713-292-0370 or 1-800-392-4340. If you have a problem with your login, contact Customer Service at 713-292-0300 or [registration@sjgs.org](mailto:registration@sjgs.org). **Bring:** For all events, bring Permission Slip F-204 and Medical Form F-185 for each girl and the Adult Emergency Form F-22 for each adult.



Attention Daisy Leaders! Look for the Daisy in this section for activities that Daisies can attend.



## It's Your Story, Tell It:

### Journey Weekend

Cadettes will work on *MEdia*, Seniors will work on *Mission: Sisterhood* and Ambassadors will work on *Bliss*. Girls will have the opportunity to complete their Journey (minus the Take Action project).

**Who:** Cadettes, Seniors and Ambassadors  
**Where:** Camp Myra S. Pryor, Nada  
**When:** June 2 – 4  
**Cost:** \$35/girl, \$15/adult; all materials and meals included  
**Contact:** Liz Atton, [latton@sjgs.org](mailto:latton@sjgs.org), 713-292-0269

**Note:** Adults will be asked to serve as chaperones for their unit, not just their girls. Other tasks and volunteer opportunities will be available throughout the weekend.

## Sow What Journey Day

Join other girls to work on a large portion of the *Sow What Journey* and discover the connection between our planet and what we eat. The journey will not be completed during this one-day event but a major portion will be.

**Who:** Seniors  
**Where:** Mission Bend United Methodist Church, 3710 S. Texas 6  
**When:** May 20  
**Cost:** \$25/girl  
**Contact:** Liz Atton, [latton@sjgs.org](mailto:latton@sjgs.org), 713-292-0269; [region15gssjc@outlook.com](mailto:region15gssjc@outlook.com)

## Houston Zoo Scavenger Hunt

If you love animals and the Houston Zoo, this event is for you! Join this awesome event where girls complete the scavenger hunt, learn about animals and work towards their respective Animal Skill Building badges. The event also gains access to the zoo for the day - participants are free to stay and explore after the event is over.

**Who:** Cadettes, Seniors and Ambassadors  
**Where:** Houston Zoo, 6200 Hermann Park Dr.  
**When:** April 29, 2 – 5 p.m.  
**Cost:** \$10/girl, cost covers scavenger hunt materials, plus pay your way into the zoo (\$16)  
**Contact:** Liz Atton, [latton@sjgs.org](mailto:latton@sjgs.org), 713-292-0269  
**Note:** Because families may want to make a day of it and/or may have memberships to the zoo, all parents/participants will pay their own way in.



## GIRLtopia Journey Weekend


GIRLtopia is your invitation to envision a perfect world- a utopia- for girls. On this journey, you will create an ideal community where girls' values, needs, and interests are respected and celebrated- always! And along the way, you might discover that when you can envision a change, you can make it happen! You're invited to create your vision as an art project and earn your Visionary pin.

**Who:** Seniors  
**Where:** Spring Branch Presbyterian Church  
**When:** June 9, 6 – 9 p.m.; June 10, 9 a.m. – 6 p.m.  
**Cost:** \$40 per girl  
**Min./Max.:** 20/50  
**Contact:** Ashley Reinhardt, 713-292-0338, [areinhardt@sjgs.org](mailto:areinhardt@sjgs.org)

## Wild About Wolves

Welcome to the wolf pack! Join us for a badge workshop at the Saint Francis Wolf Sanctuary in Montgomery. This facility is a volunteer-run nonprofit that cares for non-releasable wolves and wolf-hybrids in a safe, loving environment. The sanctuary is also committed to educating the public on conservation efforts and the downside to owning exotic pets. Includes a facility tour to meet the animals that call this place home and badge workshop with a unique twist and focus on these majestic creatures.

**Where:** Saint Francis Wolf Sanctuary, Montgomery  
**When:** Seniors, Voice for Animals – April 15 or May 27, 11 a.m. – 1 p.m.  
**Cost:** \$22/girl, \$11/adult, all materials and badge included  
**Contact:** Liz Atton, [latton@sjgs.org](mailto:latton@sjgs.org), 713-292-0269



## Community Service at Wunderlich Farms

Girl Scouts Gather to help a neighbor. Wunderlich farm needs our assistance to prepare for their monthly farmers' markets. We can help by sweeping the floors, picking up the yard, and caring for the animals so that the farm looks great for visitors

**Who:** Cadettes, Seniors, Ambassadors  
**Where:** Wunderlich Farms  
**When:** April 15, May 20, 9 a.m. – noon  
**Cost:** Free with promo code SERVICE  
**Min./Max.:** 1/25  
**Contact:** Melissa Hardy, 713-292-0376, [mhardy@sjgs.org](mailto:mhardy@sjgs.org)

## Global Action Award 2017

Get your chance to achieve the Global Action Award. Did you know that 60 million girls in the world are out of school? Spend the afternoon with a light snack, screening of the movie "He Named Me Malala" and a facilitated discussion. Earn your badge, and get inspired to make education available for all girls.

**Who:** Cadettes, Seniors, Ambassadors and Girl Scout ratio of adults  
**Where:** Program Place for Girls, Houston  
**When:** April 30, 2 – 5 p.m.  
**Cost:** \$4/girl, \$2/adults  
**Min./Max.:** 30/60 girls and ratio of adults  
**Contact:** Melissa Hardy, 713-292-0370, mhardy@sjgs.org  
Lynda Starbuck, lyndastarbuck@hotmail.com

## Step Up

Bridging is a great way to finish the year and start a new one! This memorable event will gather three levels of Girl Scouts together to complete the steps that lead up to a bridging ceremony. Hear experiences from Girl Scouts older than you and share your wisdom with the Girl Scout generation below you. Also, get ready for a summer spent outdoors as you create a piece of art for your Outdoor Art badge.

**Who:** Cadette – Ambassadors  
**Where:** Program Place for Girls, Houston  
**When:** May 21, 2 – 4p.m.  
**Cost:** \$10/girl  
**Min./Max.:** 10/50  
**Contact:** Ashley Reinhardt, 713-292-0338, areinhardt@sjgs.org

## Gold Award Orientation

All girls who plan to earn their Gold Award must attend Gold Award Orientation to get started on the process. Adult Gold Award Orientation is offered on the same dates, at the same times and same locations as the girl orientations.

Register the same way you would register for the girl session. No drop-ins! Please be prompt. Girls are encouraged to complete one Senior or Ambassador Journey before attending orientation.

**Who:** Seniors and Ambassadors or girls in grades 9 – 12 and adults  
**Where:** Girl Scout Center, Houston  
**When:** June 4, 2 – 4 p.m.; July 15, 10 a.m. – noon; August 6, 2 – 4 p.m.  
**Deadline:** One week prior  
**Cost:** \$5/person **Min./Max.:** 15/45 girls, 10/30 adults  
**Contact:** 713-292-0209, goldaward@sjgs.org

**Important reminder:** The Gold Award has gone paperless. Remember that submissions should be sent directly to Gold Award advisors via email by downloading our online forms. This applies for all highest awards.

The deadlines for submitting Gold Award Initial Applications and Final Reports are the first and fifteenth of each month. This ensures that your project will be reviewed at that month's meeting. If you wish to present at that meeting, please contact your Gold Award advisor.

Visit GSSJC Gold Award online at [www.gssjc.org/en/about-girlscouts/our-program/highest-awards/gold-award.html](http://www.gssjc.org/en/about-girlscouts/our-program/highest-awards/gold-award.html)



## Terrific Tuesdays and Wonderful Wednesdays

The Council History Committee is excited to provide summer fun for Brownies and Juniors. These sessions are a great way for girls to discover and explore fun topics while making new friends.

**Who:** Brownies or Juniors  
**When/Topic:** Letterboxer, June 13; Home Scientist, June 27; Jeweler June 14; Detective June 28 (check out May-July Golden Link for more dates/topics!)  
**Where:** Program Place for Girls  
**Cost:** \$12  
**Contact:** Kelli Cavenah, 713-292-0271, kcavenah@sjgs.org

## Recipe for Success - Sow What Journey

Feel like getting down to the root of the issue? Recipe for Success will take you on the "Sow What" Journey to learn all there is to know about your food network, your food print, the importance of growing and eating local and more! Spend time at Hope Farms and dig your hands into the opportunity to change the community around you!

**Who:** Seniors  
**Where:** Recipe House and Hope Farms (Houston's historic Sunnyside neighborhood)  
**When:** June 5 – 9, 9 a.m. – noon  
**Cost:** \$165 per girl **Min./Max.:** 12/16  
**Contact:** Ashley Reinhardt, 713-292-0338, areinhardt@sjgs.org  
**Note:** Girls will be provided and preparing lunch every day! Sow What Journey book included. Series itinerary will be sent to registered girls. Registration opens April 15.

## Babysitting Badge Workshop

Join us as we learn everything there is to know about babysitting! Cadettes are invited to earn their Babysitting Badge in this hands-on workshop. They can learn the business of babysitting, how to feed and change a baby, developmental mile stones and more! Please note that the girls will learn valuable information that will help them become great babysitters, but this is not a certification class.

**When:** Saturday, June 10  
**Time:** 11 a.m. – 3 p.m. (tentative, see registration for time)  
**Location:** YMCA Cossaboom (tentative)  
**Cost:** \$10 per girl, free for adults  
**Min/Max:** 10 girls/30 girls; 2/5 adults  
**Contact:** Liz Atton, latton@sjgs.org, 713-292-0269

## First Aid Badge Workshop

Girls will complete all the steps to earn their First Aid badge, including how to care for younger children, what to do in an emergency, the anatomy of a first aid kit and how to avoid injuries due to weather related emergencies. The badge is included in this offering.

**Cost:** \$12 per girl, includes badge; \$1 per adult  
**Deadline:** Two weeks prior to event  
**Who:** Brownies and Juniors  
**Where:** Signature Care – Montrose: 10 a.m. – noon  
**When:** May 13, June 17, July 15, Aug. 19, more dates online  
**Contact:** Liz Atton, latton@sjgs.org, 713-292-0269

## Holocaust Museum workshops

Build a vision of a better world! Take an in depth tour of the museum to truly understand the history behind the Holocaust and become empowered to be a positive force for change! Girls will explore historical leadership, prejudices and experiences with the Holocaust Museum Houston.

### *Girltopia and Bliss Journeys*

Seniors and Ambassadors April 22, 10 a.m. – 4 p.m.

**Where:** Holocaust Museum Houston  
**Cost:** \$20 per girl (Includes lunch/snacks, program supplies and a Museum tour)  
**Min./Max.:** 15/30  
**Contact:** Ashley Reinhardt, 713-292-0338, areinhardt@sjgs.org

## Program Aide Training

Program Aide is a teen mentoring award for Cadettes, and Program Aides are in high demand. Program Aides work with younger girls in a variety of settings from day or twilight camps to one-time events. If you are interested in a leadership experience specifically designed for working with younger Girls Scouts, this is for you! The training covers leadership skills and shares a variety of techniques for working with younger girls including program, craft and game ideas.

All Cadettes who have finished one Leader-in-Action (LIA) award are eligible to register for this training. If you plan to be a Program Aide at any of the day or twilight camps, you must complete Program Aide training prior to the camp date.

**Who:** Cadettes  
**Where:** Girl Scout Center, Houston  
**When:** May 27; 1 – 5 p.m.  
**Cost:** \$10 per girl  
**Deadline:** Two weeks prior to each offering  
**Contact:** Registration, 713-292-0370  
Liz Atton, latton@sgjs.org, 713-292-0369

## The Health Museum Overnight

Work through your First Aid badge during a fun overnight experience at The Health Museum! Play a life-health trivia game show, and explore the museum at night. Unleash your inner scientist as you experiment in the DeBakey Cell Lab. Dinner and breakfast are included in the registration price.

**Who:** Brownies and Juniors  
**Where:** The Health Museum, 1515 Hermann Park, Houston  
**When:** April 21 – 22, May 12 – 13;  
5:30 p.m. – 8 a.m.  
**Cost:** \$40/girl, \$20/adult  
**Contact:** Ashley Reinhardt, 713-292-0338, areinhardt@sjgs.org

## Carousel

Camp with your Girl Scout troop at these fun-filled weekends! Program is provided; you just prepare your girls for the camping experience and bring your own meals and camping supplies. Carousel is a perfect introduction to camping for your troop's first time and a great event to attend more than once as each Carousel is unique. Get ready to make memories that will last a lifetime!

**Who:** Girl Scout troops and Girl Scout ratio of adults only; GSSJC reserves the right to refund adults that exceed this ratio because space is limited. Priority is given to the girls.  
**Bring:** Troops are responsible for providing a Standard Outdoor Trained adult\*, current CPR/First Aider,\* first aid kit, simple meals, personal camping equipment and SWAPS.  
**Cost:** \$25/participant (girl or adult) includes patch  
**Deadline:** Two weeks before event  
**Contact:** Kaydee Tiemann, 713-292-0233, ktiemann@sjgs.org  
Registrar: Amy Lund, 713-292-0302, alund@sjgs.org



**Where:** Camp Robinwood, Willis  
**When:** April 21 – 23: Fear Factor  
May 19 – 21: Camp Like a Girl

*New this year day camp turned carousel!*

**Where:** Camp Myra S. Pryor  
**When:** June 26 – 28: It's a wild wild world (animal theme)  
June 29 – July 1: Girl Power

**Note:** Carousel program is designed to serve troops. \*submit a copy of Standard Outdoor Training and First Aid/CPR to Amy Lund at alund@sjgs.org or fax at 713-292-0330 or mail to GSSJC, Attention Amy Lund, 3110 Southwest Freeway, Houston TX 77098.

## Service Opportunity: Bridge Over Troubled Waters

Please Join us in an afternoon of service at The Bridge Over Troubled Waters. BoTW provides many services to women who are victims of abuse, including emergency housing. Join your sister girl scouts in this opportunity to provide some service to the residents. Girls will lead the Residents in a variety activities including an Ice Cream Social and a few crafts. Girls can earn service hours while working on their Girl Scout Ways Badges at the same time.

**When:** Saturday, May 13 (tentative, see online registration for exact date)  
**Time:** 2 - 4 p.m. (tentative, see online registration for exact time)  
**Location:** The Bridge Over Troubled Waters  
**Cost:** \$15 per girl, free for adults

# Environmental



## Tree Treasures

Learn and explore the fascinating world of trees! The girls will take a tour and go back in time to learn about the importance of trees and the forest industry at the Texas Forestry Museum. Then they'll participate in several activities to discover the parts of a tree, how to identify six different types of trees, and determine the age of a tree.

- Who:** Brownies and Juniors  
**Where:** Texas Forestry Museum, 1905 Atkinson Dr., Lufkin  
**When:** April 15, 9:30 a.m. – noon  
**Cost:** \$18/girl, includes patch; no charge for adults  
**Min./Max.:** 8/20  
**Deadline:** Two weeks prior to the event  
**Contact:** Liz Atton, latton@sjgs.org, 713-292-0269  
**Note:** Wear weather appropriate clothes and closed-toed shoes. The workshop includes indoor and outdoor activities, so please bring sunscreen and water. Workshops are rain or shine.

## Armand Bayou workshops

Experience firsthand how Armand Bayou Nature Center (ABNC) is working to preserve the wetlands, prairie, forest and marsh habitats surrounding Armand Bayou. Visitors can learn about our plant and animal inhabitants, bird-watch, hike on the nature center's trails or view live animal displays of snakes, spiders, hawks and bison.



### General information for all badge or Journey workshops:

- Where:** Armand Bayou Nature Center, 8500 Bay Area Blvd., Pasadena  
**Min./Max.:** 10/20 (for each workshop)  
**Deadline:** One week prior to event  
**Contact:** Liz Atton, latton@sjgs.org, 713-292-0269  
**Note:** Registration fees do not include badges. Prices listed below are per girl. Two free adults per troop. Girl Scout ratio of adults only, please. No tagalongs. Classes held rain or shine. Dress for appropriate weather.

Level	Activity	Date	Time	Cost
Daisy	Flower Garden-1	April 8	1 – 2:30 p.m.	\$17
Daisy	Flower Garden-4	May 13	1 – 2:30 p.m.	\$17
Daisy	Btw Earth/Sky-Walk	May 20	1 – 2:30 p.m.	\$17
Brownie	Outdoor Creator	April 29	1 – 3 p.m.	\$17
Brownie	Wonders of Water 1-3	May 6	1 – 3:30 p.m.	\$22
Junior	Get Moving	April 8	9 a.m. – noon	\$22
Junior	Flowers	April 29	9 a.m. – noon	\$22
Junior	Outdoor Art	May 6	9 a.m. – noon	\$22
Junior	Flowers	May 10	9 a.m. – noon	\$22
Junior	Animal Habitats	May 13	9 a.m. – noon	\$22
Junior	Flowers	May 20	9 a.m. – noon	\$22

# Houston Arboretum and Nature Center

Pond, forest and meadow habitats help you learn about nature right in the middle of the city. There is a naturescape play area for non-Girl Scout siblings who are accompanied by parents.

Level	Activity	Date	Time	Cost
Brownie	Bugs	May 20	1 – 3 p.m.	\$17
Brownie	Wonders of Water	May 20	9 – 11:30 a.m.	\$22
Junior	Flowers	May 20	9 a.m. – noon	\$22
Cadette	Night Owl	May 20	6 – 9 p.m.	\$22

- Where:** Houston Arboretum and Nature Center  
**Deadline:** One week prior to event  
**Contact:** Liz Atton, latton@sjgs.org, 713-292-0269  
**Note:** Registration fees do not include badges. Prices listed below are per girl. Two free adults per troop. Girl Scout ratio of adults only, please. No tagalongs. Classes held rain or shine. Dress for appropriate weather.

# Fine Arts



## Sewing/Textile Arts Series

The theme is International Textile Week at the Creativity Shell. Students will spend the week learning about sewing/textile arts from around the world, how to dye fabrics using Indonesian batik dyeing techniques, the art of couture sewing from its origins in France and African sarongs and other costumes from around the world! On Friday after camp, parents and siblings are welcome to join us for some international foods and a mini fashion show where students can showcase the designs they created during the week. Come for the week or just for the day.

- Who:** Cadettes, Seniors, Ambassadors  
**When:** June 19 - 23, 10 a.m. – 2 p.m.  
**Where:** 1544 Kingwood Drive  
**Cost:** Full Week \$187 per girl; Single Day \$47 per girl  
**Min./Max.:** 5/20  
**Contact:** Ashley Reinhardt, 713-292-0338, areinhardt@sjgs.org

**Notes:** All materials, supplies and a daily pizza lunch are included. Seniors who attend the class for the week will earn their Textile Art badge! Wear old clothes as you will be dyeing and printing fabrics. Registration opens April 15.



## Chitty Chitty Bang Bang Musical Theater Workshop

Girls will have the opportunity to learn exciting songs and fun dances from a corresponding Broadway production, as well as discover theater history and drama techniques. Finally, they will perform what they have learned onstage for their friends and family immediately following a full-length Broadway-style production of Chitty Chitty Bang Bang presented by the Christian Youth Theater.

**Who:** Brownies – Ambassadors  
**Where:** The Crighton Theatre, Conroe  
**When:** May 20, 9 a.m. – 4:30 p.m. (Register by May 12)  
**Cost:** \$30 per girl  
**Min./Max.:** 30/60  
**Contact:** Ashley Reinhardt, 713-292-0338, areinhardt@sjgs.org

## It's Freaky Friday at the Alley Theatre

The Alley Theatre invites you to go behind the scenes of the new musical - Disney's Freaky Friday. Attendees will enjoy a special backstage look at the costumes and sets that the Alley creates to bring musicals like Freaky Friday to the stage. Following the tour, attend Disney's Freaky Friday performance - the hilarious, contemporary update of an American classic that follows an overworked mother and teenage daughter on a wild journey after magically swapping bodies. Behind the scenes tour attendees will receive a theatre patch!

**Who:** Brownies to Ambassadors  
**Where:** Alley Theatre, 615 Texas Avenue, Houston  
**When:** June 10, Behind-the-Scenes Tour 11 a.m. – 1 p.m., Performance begins 2:30 p.m.  
**Cost:** \$16 per girl, \$26 per adult  
**Min./Max.:** 20/50  
**Contact:** Ashley Reinhardt, 713-292-0338, areinhardt@sjgs.org  
**Note:** No tag-a-longs due to limited number of seats. Purchase includes behind-the-scenes tour and performance ticket. More information at [alleytheatre.org/girlscouts](http://alleytheatre.org/girlscouts)

## History



### Juliette's Tea Party

Join the Council History Committee and take a step back in time as they host an old-fashioned tea party. Learn manners from the Victorian Era, enjoy tea and sweets, make something special to take home and play games that Juliette Gordon Low would have played!



**Who:** Daisies, Brownies, Juniors  
**When:** 4:30 – 6 p.m.; May 18 or Aug. 17  
**Where:** Program Place for Girls, Houston  
**Cost:** \$15 per girl (includes patch and tea cup)  
**Wear:** Fancy "party" dress or Girl Scout uniform  
**Deadline:** Two weeks before each date, or when full  
**Contact:** Kelli Cavenah, [kcavenah@sjgs.org](mailto:kcavenah@sjgs.org), 713-292-0271  
**Note:** This is not a parent-n-me opportunity, but parents are welcome to wait in another room during the event.

## Playing the Past: A Colonial Ladies Day

Bayou Bend invites Juniors to a day of exploring history! Girls will have the opportunity to complete all requirements for the Playing the Past badge. Girls will learn about the lives of women in Colonial America—where they lived, what they wore, what kind of games they played—and attend a celebration with tea, music and dancing from the Colonial period.

**Who:** Juniors, Girl Scout ratio of adults  
**Where:** Bayou Bend Collection and Gardens  
**When:** April 23, 1 – 5 p.m.  
**Cost:** \$5 (badge not included)  
**Contact:** Kelli Cavenah, 713-292-0271, [kcavenah@sjgs.org](mailto:kcavenah@sjgs.org)

## Horse Program



### STARS at Camp Myra S. Pryor

For Levels 1-3

**Where:** Camp Myra S. Pryor, Nada  
**When:** Arrive Fri. at 6:30 p.m. and leave Sun. at 12:30 p.m.  
**Bring:** Personal equipment and troop camping list  
**Cost:** \$75 per girl, \$25 per adult  
**Min/Max.:** 30/80 girls and adults  
**Contact:** George Ann Barrett, 713-292-0313, [gabarrett@sjgs.org](mailto:gabarrett@sjgs.org)  
**Note:** Pool is available for free time if weather allows. Includes patch for that level. Bring SWAPS!

### Saddlehorns (Level 1)

This is the beginner program for girls interested in learning about horseback riding. Girls will learn about grooming, leading, equine nutrition, horse colors, basic horse safety and riding skills at a walk. Girls will have the opportunity to work with horses at four of the six stations. Please note that adults must register to attend with a troop or a parent must attend with an individual girl for these programs.

**Who:** 5th grade or older  
**When:** April 7 – 9 or May 5 – 7

### Rustlers (Level II)

Intermediate program that continues the skills started in Saddlehorns. Girls will learn to saddle a horse, how to clean and maintain tack and the basics of horse anatomy. Riding skills and horse safety will be reviewed and performed at a walk and a trot.

**Who:** 5th grade or older  
**When:** April 21 – 23 or April 28 – 30  
**Prerequisite:** Must have attended Saddlehorns

# Sailing



## Overnight on the Tall Ship *Elissa*

A night outside sleeping under the stars. Girl Scouts can experience a sailor's life from the days of old in a special overnight adventure aboard the Tall Ship *Elissa*. After a tour of the *Elissa* and a video presentation, the overnight Girl Scout crew learns some hands-on sailor skills. Girls will help set one huge staysail, work on master rope craft and knot making. During the night, the girls will follow one of the oldest traditions of the sea, keeping watch over the *Elissa* and Galveston Harbor.

- Who:** Brownies (must be at least 8 years old)  
-Ambassadors
- When:** April 29, May 27 and June 10  
Check in: 6:30 p.m. Check out: 9 a.m. next day
- Bring:** Sleeping bag (air mattresses, if desired), pillow, change of clothes
- Cost:** \$45/person **Min./Max.:** 30/40; 1 adult/5 girls
- Deadline:** Register and submit payment at least five weeks prior to event date. (Event fills fast!) You must cancel at least 30 days before planned date.
- Contact:** Jen Colina, 713-292-0224, jcolina@sjgs.org
- Note:** Eat dinner before arrival. Breakfast will be served aboard *Elissa*, and snacks will be provided.

## Mariner Weekends

Mariners can participate in Mariner-only weekends. They have the opportunity to practice their sailing skills in a relaxed setting while having fun. These weekends are typically themed. A Mariner is a girl who has completed Basic Sailing (Red Cross Basic Sailing or Small Craft Safety Sailing.) Mariners spend the weekend at Casa Mare and eat, sleep and sail. Four to eight dorm chaperones are also required for these weekends.

- When:** Mariner 2 – May 19 – 21  
Friday check in is 7 p.m. and Sunday check out is 2 p.m.
- Cost:** \$30 per girl, all meals are included

## Introduction to Sailing

Did you ever want to know what it was like to sail but did not know if you would like it? Do you want to feel the wind on your face and hear the water splashing around you? You will work alongside Mariners (girls that have successfully completed Basic Sailing) as they ready the boats to sail, sail (weather permitting) and put away the equipment. You must attend the entire weekend.

- Who:** Girls 11 and older, must have a Red Cross Level IV swim card or equivalent, and a GSSJC Safe Boating Test card. Copies of cards should be turned in with registration to sailing.coordinator@gmail.com or jcolina@sjgs.org. Girls without cards will not be allowed to remain in camp.
- When:** April 28 – 30  
Friday check in is 7 p.m. and Sunday check out is 2 p.m.
- Cost:** \$48 per girl, all meals are included
- Note:** Attention parents! Four to eight dorm chaperones are needed to hold the event. Please contact sailing.coordinator@gmail.com to volunteer.

# Instruction Weekends

Some courses are over two weekends, and you must attend both. Four to eight volunteers are needed to hold the events.

**Basic Sailing is a two-weekend class.** Attendance at both weekends is mandatory. This is a mentally and physically demanding course. Girls are encouraged, but not required, to attend an Introduction to Sailing weekend before taking Basic Sailing.

**Sunfish Mate is a two-weekend course** for girls who have completed Basic Sailing and followed through with additional practice to solidify their skills. It is required that girls have a minimum of six sailing sessions, equivalent to 20 hours of tiller time, between Basic Sailing and Sunfish Mate. Hours will be verified. GSSJC also offers classes for Mariners who wish to take advanced ratings courses.

Sloop Skipper, Sloop Captain and Big Boat classes should email instructor.coordinator@gmail.com to see if you qualify to attend.

- Who:** Girls 11 and older and adults must have a Red Cross Level IV swim card or equivalent, and a GSSJC Safe Boating Test card. Copies of cards should be turned in with registration to sailing.coordinator@gmail.com or jcolina@sjgs.org. Girls without cards will not be allowed to remain in camp.
- Date:** Instruction Weekend A – April 21 – 23  
Instruction Weekend B – May 5 – 7
- Bring:** You will receive an email with a packing list.
- When:** All girls must attend the entire weekend. Check in is at 6:45 p.m. on Friday, and check out is at 5 p.m. on Sunday.
- Cost:** \$88 for Basic Sailing and Sunfish Mate (two-weekend courses); \$48 for all other courses

# Sports



## Laughter Yoga

Laughter is the best medicine! We invite Brownies to experience a new way to exercise. Laughter yoga is an activity that lets girls have fun while learning ways to live stress-free. Girls will work on Step 1 of the My Best Self badge.

- Who:** Brownies
- Where:** Program Place for Girls, Houston
- When:** June 10, July 8; 10 – 11:30 a.m.
- Cost:** \$15 per girl
- Min./Max.:** 10/20
- Contact:** Ashley Reinhardt, 713-292-0338, areinhardt@sjgs.org

## Good Sportsmanship badge workshop

Create your definition of Good Sportsmanship with the University of Houston. Play games and hear from University staff and student athletes about their experience as a team player. Then see what it all means as you watch the University of Houston Softball Team play at the Cougar Stadium. The badge is included in the workshop.

- Who:** Cadettes
- Where:** University of Houston, 4800 Calhoun Rd., Houston
- When:** April 22, noon – 4 p.m.
- Cost:** \$15/girl, \$12/adult
- Contact:** Ashley Reinhardt, 713-292-0338, areinhardt@sjgs.org



## Dance with the Green Starlettes

Be a Green Starlette for the day! Brownies and Juniors are invited to a fun day of dancing with the Green Starlettes. Fun music and easy dance moves.

**Who:** Brownies and Juniors, Girl Scout ratio of adults  
**Where:** Program Place for Girls and Girl Scout Center  
**When:** May 6  
**Cost:** \$12/girl  
**Min./Max.:** 50/150 girls  
**Contact:** Liz Atton, 713-292-0269, latton@sjgs.org

## Girl Scout Night with the Skeeters

Take me out to the ball game! The Sugar Land Skeeters baseball team hosts the annual Girl Scout Night! Enjoy pregame festivities, a sleepover on the field, and a movie on the Texas-sized scoreboard! Game only tickets are available upon request.

**Who:** Girl Scouts, family and friends  
**Where:** Constellation Field, 1 Stadium Drive, Sugar Land  
**When:** May 12, 7:05 p.m. (game time) – May 13, 8 a.m.  
**Cost:** \$26 per person; Includes a Skeeters game ticket and meal voucher, midnight snack and breakfast in the morning, Register with Tyler Stamm.  
**Max.:** Overnight: 1,000, Game only: 1,500  
**Deadline:** May 5 or until sold out. All tickets will be based on availability.  
**Contact:** Ashley Reinhardt, 713-292-0338, areinhardt@sjgs.org; Skeeters: Tyler Stamm, 281-207-9127, tstamm@sugarlandskeeters.com

**Note:** If you are spending the night, a detailed list of what to bring will be sent to participants. All adults spending the night must be registered Girl Scout members. All Girl Scouts that participate in the sleepover will receive a special Skeeters patch post-game! This event will sell out, so book your troop's spot today to be a part of the fun.

## First Tee Golf Workshop

The First Tee uses golf to teach youth life lessons and leadership skills. Sessions include a fun, group setting for Girl Scouts ages 7 to 15 regardless of background or previous experience. Teaming up with experts in positive youth development, The First Tee helps girls become good golfers and even better people.

**When/Where:**  
June 19, 5:30 – 7:30 p.m., David Shindeldecker  
Campus, Humble

July 8, 9 – 11 a.m., F.M. Law Park, Houston  
**Who:** Brownies - Seniors  
**Cost:** \$15  
**Min./Max.:** 10/20  
**Contact:** Ashley Reinhardt, 713-292-0338, areinhardt@sjgs.org  
**Note:** You do not need to bring your own gear. Wear tennis shoes and sunscreen and bring a water bottle!

## Girl Scout Rifle Program

### General information for all three activities listed below

**Who:** Girl Scouts 12-18 years old  
**Where:** Camp Robinwood, Willis  
**When:** May 13, June 10, July 8, Aug. 12 and Sept. 9  
**Deadline:** Two weeks prior to event  
**Contact:** George Ann Barrett, 713-292-0313, gbarrett@sjgs.org;

### Introduction to Rifle Program

Trained instructors will guide you as you first learn basic firearm safety and the proper way to handle a rifle. You will receive your own pair of safety glasses and learn to shoot at the bench rest position. A completed Rifle Program Permission Slip (F-601) is required for participation. This form is only needed once. It will be held on file for future rifle sessions.

**Time:** noon - 1:30 p.m.  
**Min./Max:** 4/12

### Rifle Marksmanship

After you have attended your Introduction to Rifle Program session, you may register for any Rifle Marksmanship session. At these sessions you will learn more shooting positions and how to improve your shooting skills in each. Remember to bring your safety glasses.

**Time:** 1:30 - 3 p.m.  
**Min./Max:** 4/12

### Rifle Program Interest Group

If after attending any Rifle Marksmanship session you decide you would like more from your rifle program experience, then the Rifle Program Interest Group could be for you! At these sessions you will learn more about how to use the rifle, how to improve your accuracy through shooting position form and how to work within a team. Inter group and individual competitions could be part of your session. The group at each session will help decide on the day's activities. Remember to bring your safety glasses.

**Time:** 9 - 11:30 a.m.  
**Min./Max:** 5/18

## Dance with the Green Starlettes

You've seen them perform on TV, at sporting events and even at the GSSJC Annual Meeting! Now, you can be a Green Starlette for the day! Brownies and Juniors are invited to a fun day of dancing with our very own Green Starlettes dance team. This workshop is for any girl with a love for dance with fun music and easy to follow dance moves.

**Who:** Brownies and Juniors  
**Where:** Girl Scout Center, Houston  
**Cost:** \$12 per girl, free for adults with discount code "DANCE"  
**When:** May 6, 10 a.m. – noon  
**Note:** Wear comfortable clothes and shoes you can dance in. Register at [www.gssjc.org](http://www.gssjc.org), click on activities and search on starlettes.

# STEM



Contact Kelli Cavenah, [kcavenah@sjgs.org](mailto:kcavenah@sjgs.org),  
713-292-0271 if you have any STEM questions.

Have fun at STEM programs with Girl Scouts! If you have any questions about any STEM program, contact Kelli Cavenah, 713-292-0271, [kcavenah@sjgs.org](mailto:kcavenah@sjgs.org).

## Create with Code: Minecraft

Beat the summer heat and dive into the wonderful world of coding (the language behind how computers and electronics talk with each other). For these coding workshops, girls will explore Minecraft through Girl Scout only sessions with Microsoft. Girls can use blocks of code to go on an adventure through a Minecraft world with programming to learn how creativity and problem solving come together to make something all their own.



**Who:** Brownies, Juniors and Cadettes  
**Where:** Microsoft Stores at Baybrook, Woodlands, Galleria malls  
**When:** Various dates, check [gssjc.org](http://gssjc.org), activites for details  
**Cost:** \$10 (cost covers Girl Scout program fees)

## Independence Day Science

How do fireworks get launched? How do they produce certain colors? You'll learn all about fireworks and more in this new event that discovers the science behind the Fourth of July. Girls will get to try hands-on activities to explore these topics – including the chemistry that makes this holiday great!

**Who:** Juniors  
**Where:** Idea Lab –Missouri City  
**When:** July 1, 4 – 6:30 p.m.  
**Cost:** \$20

## Computer Expert Badge Workshop


Brownies are invited to learn about computer basics. Computers help you do so much. Girls who sign up for this workshop will be able to learn about the basics of using a computer including how to make art, share information and find incredible facts.

**Who:** Brownies  
**Where:** Microsoft Stores at Woodlands and Baybrook malls  
**When:** Various times – June 24, June 25, July 9, July 22, Aug. 13, Aug. 19  
**Cost:** \$10 (cost covers Girl Scout program fees)

## Voyage into Voltage

Take a step into the world of electricity to discover how it is conducted and what you can do with electrical currents! Participants will build and experiment through fun, hands-on activities including circuitry and exploration with a MakeyMakey tool.

**Who:** Cadettes  
**Where:** Program Place for Girls  
**When:** June 10, 12:30-3:30 p.m.;  
July 29, 9:30 a.m.- 12:30 p.m.  
**Cost:** \$15



## Robotics Skill-building Classes

If you are interested in robotics, build your skills with these sessions! The Robotics Special Interest Group will be hosting these unique classes where girls can learn to build and code robots through a pre-designed build. Each date listed will have beginning, intermediate and advanced levels available and girls should sign up for the level where they are comfortable.

**Who/When:** Daises – Juniors: July 9, 16, 23, 30; 2 – 4 p.m.  
**Who/When:** Junior – Cadettes: July 8, 15, 22, 29; 2 – 4 p.m.  
**Where:** Program Place for Girls, Houston  
**Cost:** \$10

## Maker Studio

Expand your imagination and uncover how the world is put together! Join the Maker Movement and discover how things are made, put together, stay together, work and are assembled. This program is put on in conjunction with Children's Museum Houston and allows girls to get hands-on by building machines and more! There will be a new topic each day and girls can attend one or multiple sessions depending on their interests.

**Who/Date:** Juniors – June 18, 24; Aug 12, 19  
Cadettes – June 11, 17; July 15, 16  
Seniors/Ambassadors – June 10, 25; July 29, 30  
**Where:** Children's Museum Houston  
**Cost:** Varies by session

## Space Out

Let's have an out-of-this-world time with scavenger hunts, games, cookies and the planetarium. Registration will open July 15.

**Who:** Brownies and Juniors  
**When:** September 16, 9 a.m. – 1 p.m.  
**Where:** Camp Misty Meadows  
**Cost:** \$20

Contact Kelli Cavenah, [kcavenah@sjgs.org](mailto:kcavenah@sjgs.org),  
713-292-0271 if you have any STEM questions.

# Swimming



## Swim Level and Safe Boating Card Testing Sessions

These sessions test swim level skills in order for girls to go canoeing (Red Cross level 3), sailing (Red Cross level 4) or participate in other aquatic activities that may require certification. Girls will also be tested to receive their Safe Boating Cards. This card combined with a swim level card is required for canoeing and sailing. For this test, girls will be required to be in water wearing pants, T-shirt and shoes. Each session is two hours.

**Who:** All levels  
**Where:** Pearland Rec. Center and Natatorium (4141 Bailey Rd.), Kingwood and other places TBD, Check out events in Activities at [www.gssjc.org](http://www.gssjc.org).  
**When:** Pearland Natatorium: March 18, April 15, May 13.  
Kingwood: March 18, April 1, May 6, June 3, July 8  
**Cost:** \$20  
**Min./Max.:** 5/20  
**Contact:** Jen Colina at 713-292-0224 or at [jcolina@sjgs.org](mailto:jcolina@sjgs.org)  
**Note:** Girls must be able to swim the length of the pool, and tread water. For swim level and safe boating requirements check the website- forms, then search swim level.