



Be Part of Something Sweet

BECOME A TROOP COOKIE MANAGER

Text "Join" to 281-324-8760 for Cookie Program Announcements

The Girl Scout Cookie Program is the world's largest girl-led entrepreneurial initiative, teaching girls financial literacy, money management, and customer service skills to help them grow into confident leaders.

It's easy to get started!

Getting started as a troop cookie manager is a piece of cake—or should we say cookie! This quick guide has everything you need, including training tips, key dates, and resources. Whether you're a pro multitasker or a first-time volunteer, we've got your back to make the cookie season simple, fun, and oh-so-sweet for you and your troop!

Key Dates for the 2025 Cookie Program




- January 13 - Planned ordering opened in Smart Cookies (continues throughout cookie sale)
- January 27 - Be a Digital Cookie Rockstar! webinar, 7 p.m. - 8 p.m.
- February 1 - Girls receive registration link email for Digital Cookie®.
- February 8 - Cookie program begins!
- February 12 - Cookie cupboards opened for planned order pickups.
- February 14 - Cookie booths begin at 4 p.m.
- March 23 - Cookie program ends!



Product Program Office Hours

Have questions? We're here to help! Troop cookie managers can join Zoom office hours on Mondays from 7 p.m. to 8 p.m. to ask cookie program questions. Meetings will end if no one joins within the first 15 minutes. Join us on the dates listed below!


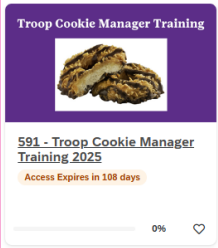
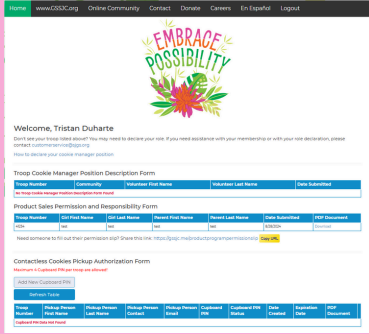
February 3
February 17
February 24
March 3
March 10
March 24
March 31

 **ZOOM LINK**

Troop Cookie Manager Onboarding

Let's get started! Access the Product Sales Volunteer Onboarding Process site (gssjc.me/cookies) using your myGS credentials to verify which requirements (listed below) are outstanding/completed to permit onboarding into the ABC Smart Cookies and Digital Cookie sites.


- Register for 2025 membership year.
- Add role as troop cookie manager in your [myGS account](#).
- Current, clear background check (automated when role is added in your myGS account).
- Free of council debt.
- Select Primary/Secondary manager role on gssjc.me/cookies. This ensures each troop cookie manager is properly uploaded into the cookie site.
- Sign and submit electronic Troop Cookie Manager Position Description. Link found on gssjc.me/cookies. Simply click "View Form" beside TCM Position Description.
- Verify F-36 Registration of Bank Account and ACH Authorization form has been submitted. To complete electronically, log in to the [Cookie - Troop group](#) in the Online Community and click the BankInfo tab.
- Complete training on gsLearn. No registration required. Log in [here](#) to access gsLearn listed on the left-hand panel.
- Complete GSUSA Child Abuse and Neglect Prevention Training if Youth Protection Level 1 Training has expired.



All set! Now how do we get cookies?

It takes 24-48 hours after completing the onboarding requirements to access ABC Smart Cookies. Use this time to visit gssjc.me/cookies and create your Cupboard PIN, which you'll need to check in and out at cookie cupboards. Cookie cupboards are stocked cookie supplies available at locations across the council. For details on hours and order submission deadlines, visit the Cookie Cupboards page in the Online Community.

Once logged in to ABC Smart Cookies, go to the Orders tab, select Planned Orders, choose your nearest cupboard, pick a date and time, and input your cookie quantities. Click "Save," then visit the cupboard on your scheduled date with your Cupboard PIN for a smooth pickup!



Cookie Program Resources

Click below to access these helpful cookie program resources!



[ABC Smart Cookies](#)[2025 Cookie Planner](#)[GSSJC Online Community Troop - Group](#)[2025 Volunteer Cookie Guide](#)[Digital Cookie](#)